

Custom Report for Facility W1101

Comparison of Functional Progress Report: Cumulative

Report Range:	January 1, 2002—December 31, 2019
Creation Date:	March 17, 2020

Confidential Report—Do Not Duplicate

For more information, contact the Analytical Services Group by phone at 716-817-7870 or by email at asg@udsmr.org.

Uniform Data System for Medical Rehabilitation
270 Northpointe Parkway, Suite 300
Amherst, New York 14228-1897
Phone: (716) 817-7800 • Fax: (716) 568-0037
E-mail: info@udsmr.org • Web Site: www.udsmr.org

Prepared by:
Uniform Data System for Medical Rehabilitation,
a division of UB Foundation Activities, Inc.
270 Northpointe Parkway, Suite 300
Amherst, New York 14228

This document may be reproduced or transmitted for internal purposes only. However, no part of this document may be modified, reproduced, or otherwise transmitted in any form or by any means (electronic, mechanical, photocopying, recording, or otherwise), or used to make any derivative work (such as translations and adaptations) without prior written permission from Uniform Data System for Medical Rehabilitation.

Address inquires regarding copyright information to:

Legal Services
Uniform Data System for Medical Rehabilitation
270 Northpointe Parkway, Suite 300
Amherst, NY 14228

© 2020 Uniform Data System for Medical Rehabilitation, a division of UB Foundation Activities, Inc. (UBFA). All rights reserved. All marks associated with WeeFIM and UDSMR are owned by UBFA. For internal use only.

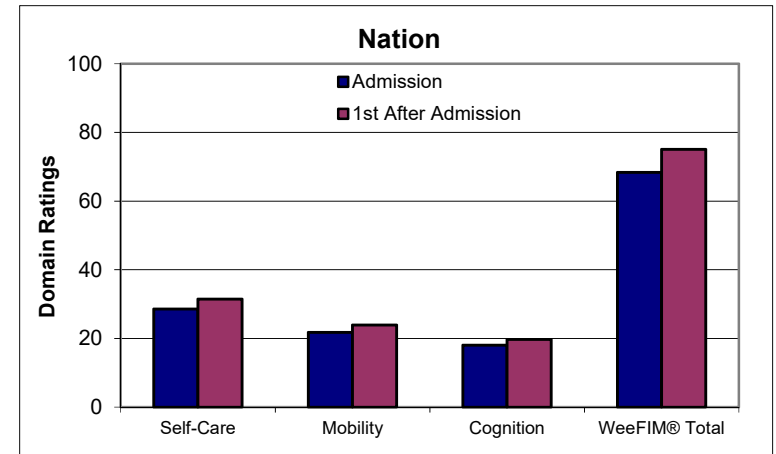
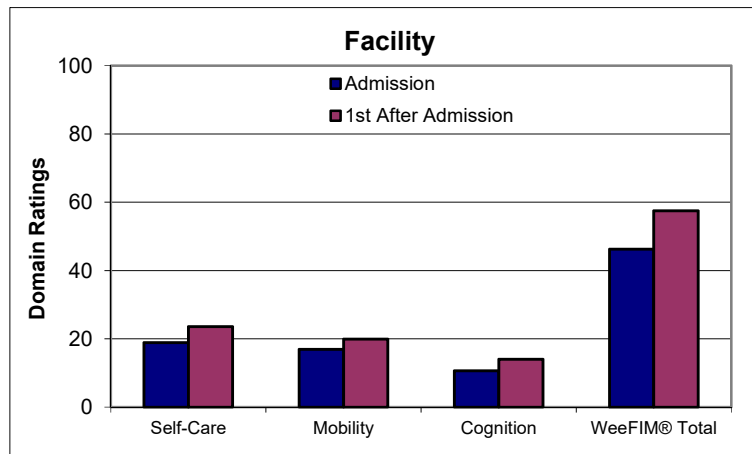
Comparison of Functional Progress, Facility vs. Nation

All Impairments, All Age Groups, 1/1/02 to 12/31/19

Facility Assessment Type

Nation Assessment Type

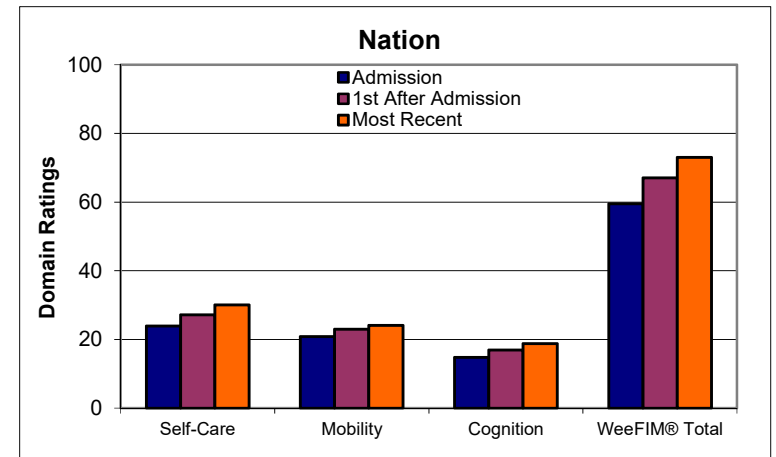
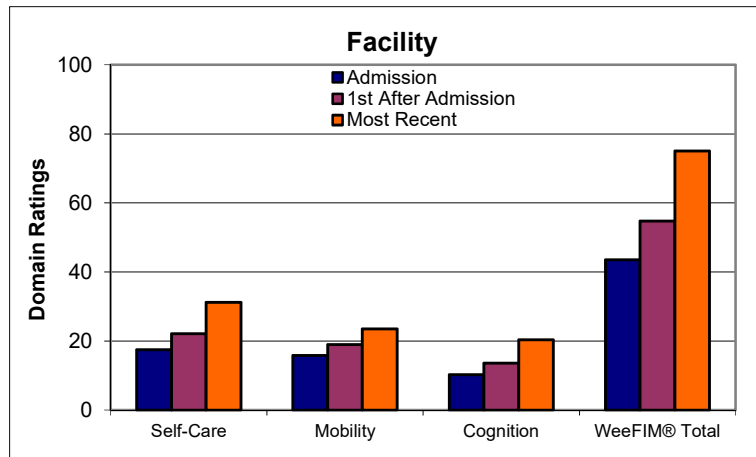
	<u>Admission</u>	<u>1st After Admission</u>	<u>Admission</u>	<u>1st After Admission</u>
# of Cases		889		18813
WeeFIM[®] Domains				
Self-Care	18.9	23.6	28.6	31.5
Mobility	16.9	19.9	21.8	23.9
Cognition	10.6	14.0	18.0	19.7
WeeFIM[®] Total	46.3	57.5	68.4	75.1
Days After Admission		249		147
Age at Admission (Mos)		71		78



Comparison of Functional Progress, Facility vs. Nation

All Impairments, All Age Groups, 1/1/02 to 12/31/19

	<u>Facility</u> <i>Assessment Type</i>			<u>Nation</u> <i>Assessment Type</i>		
	<u>Admission</u>	<u>1st After Admission</u>	<u>Most Recent</u>	<u>Admission</u>	<u>1st After Admission</u>	<u>Most Recent</u>
# of Cases		633			4949	
WeeFIM[®] Domains						
Self-Care	17.5	22.1	31.2	23.9	27.2	30.1
Mobility	15.8	19.0	23.5	20.8	23.0	24.1
Cognition	10.2	13.6	20.3	14.8	16.9	18.8
WeeFIM[®] Total	43.5	54.7	75.0	59.5	67.1	73.0
Days After Admission		233	1329		186	609
Age at Admission (Mos)		70			57	



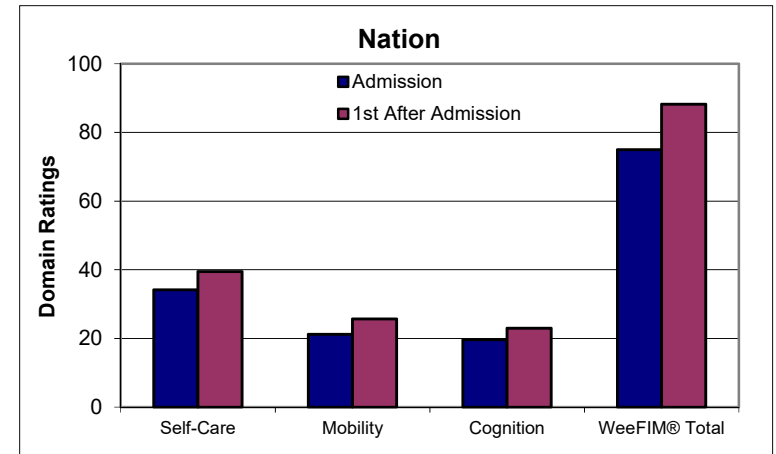
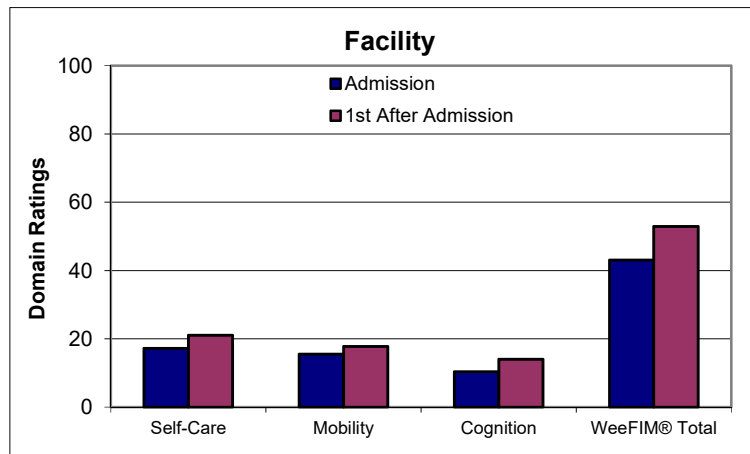
Comparison of Functional Progress, Facility vs. Nation

Brain Dysfunction, All Age Groups, 1/1/02 to 12/31/19

Facility Assessment Type

Nation Assessment Type

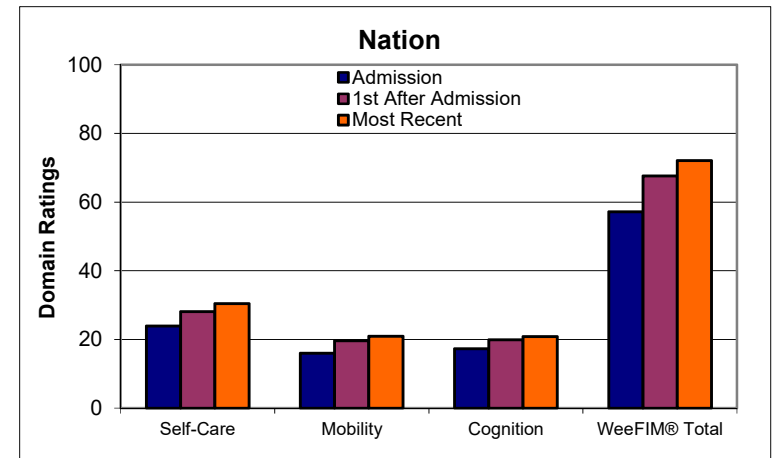
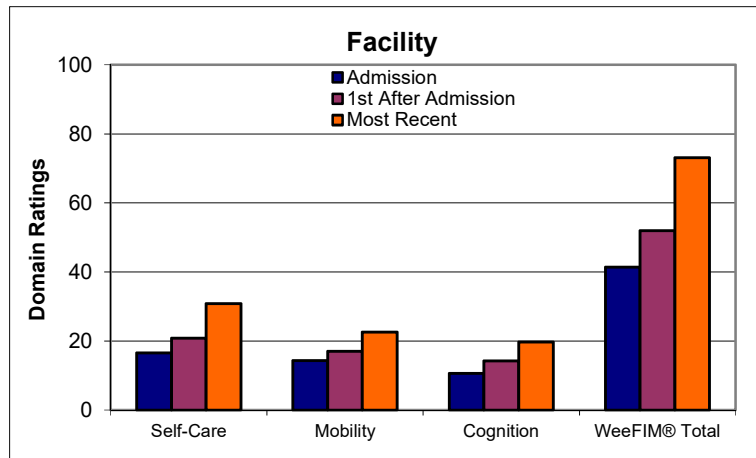
	<u>Admission</u>	<u>1st After Admission</u>	<u>Admission</u>	<u>1st After Admission</u>
# of Cases		41		3287
WeeFIM[®] Domains				
Self-Care	17.2	21.0	34.2	39.5
Mobility	15.5	17.8	21.2	25.7
Cognition	10.4	14.0	19.6	23.0
WeeFIM[®] Total	43.1	52.9	75.0	88.2
Days After Admission		220		80
Age at Admission (Mos)		61		124



Comparison of Functional Progress, Facility vs. Nation

Brain Dysfunction, All Age Groups, 1/1/02 to 12/31/19

	<u>Facility</u> <i>Assessment Type</i>			<u>Nation</u> <i>Assessment Type</i>		
	<u>Admission</u>	<u>1st After Admission</u>	<u>Most Recent</u>	<u>Admission</u>	<u>1st After Admission</u>	<u>Most Recent</u>
# of Cases		29			354	
WeeFIM[®] Domains						
Self-Care	16.5	20.8	30.8	23.9	28.1	30.4
Mobility	14.3	17.0	22.6	16.0	19.6	20.9
Cognition	10.6	14.2	19.7	17.3	19.9	20.8
WeeFIM[®] Total	41.4	52.0	73.1	57.2	67.6	72.1
Days After Admission		225	1367		122	441
Age at Admission (Mos)		54			86	



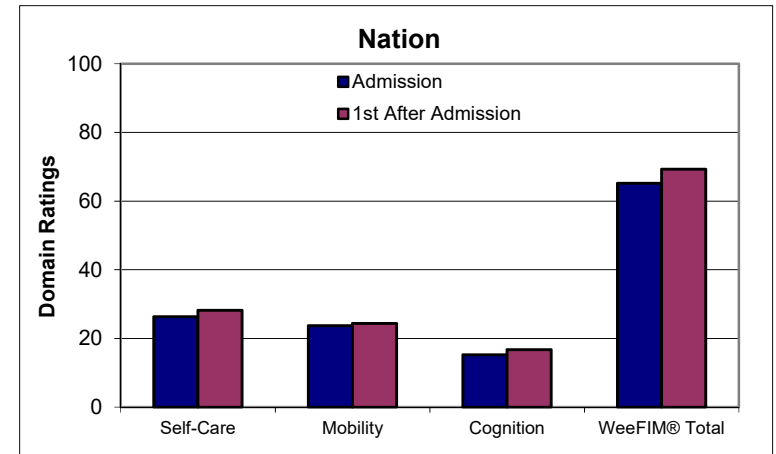
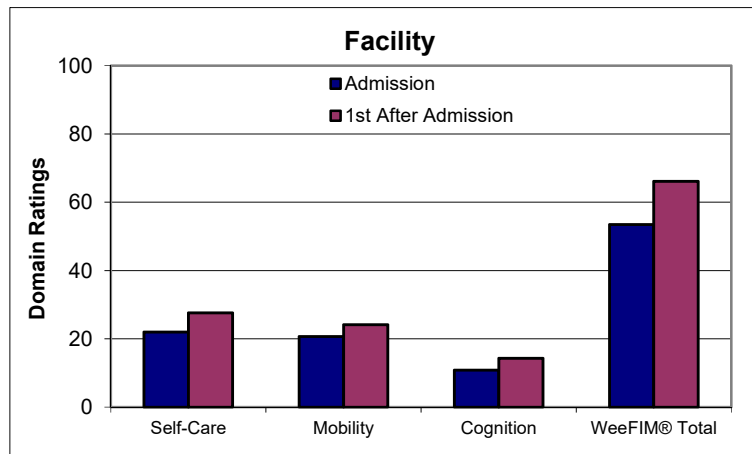
Comparison of Functional Progress, Facility vs. Nation

Developmental Disabilities, All Age Groups, 1/1/02 to 12/31/19

Facility Assessment Type

Nation Assessment Type

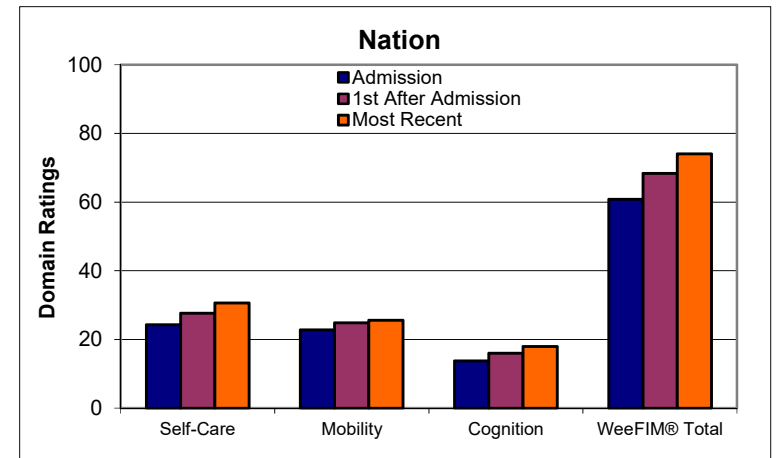
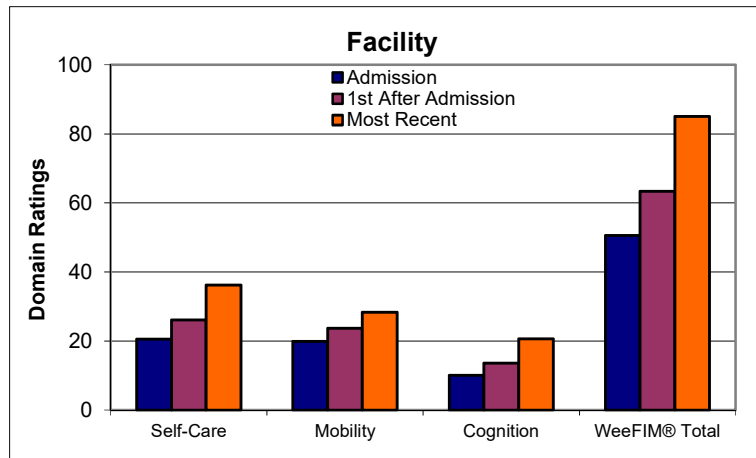
	<u>Admission</u>	<u>1st After Admission</u>	<u>Admission</u>	<u>1st After Admission</u>
# of Cases		551		9543
WeeFIM® Domains				
Self-Care	22.0	27.6	26.3	28.2
Mobility	20.7	24.1	23.7	24.4
Cognition	10.8	14.3	15.2	16.7
WeeFIM® Total	53.5	66.1	65.2	69.3
Days After Admission		251		192
Age at Admission (Mos)		72		48



Comparison of Functional Progress, Facility vs. Nation

Developmental Disabilities, All Age Groups, 1/1/02 to 12/31/19

	<u>Facility</u> <i>Assessment Type</i>			<u>Nation</u> <i>Assessment Type</i>		
	<u>Admission</u>	<u>1st After Admission</u>	<u>Most Recent</u>	<u>Admission</u>	<u>1st After Admission</u>	<u>Most Recent</u>
# of Cases		378			3494	
<u>WeeFIM® Domains</u>						
Self-Care	20.5	26.1	36.2	24.3	27.6	30.6
Mobility	19.9	23.7	28.3	22.8	24.8	25.6
Cognition	10.1	13.6	20.6	13.7	16.0	17.9
WeeFIM® Total	50.6	63.4	85.1	60.8	68.4	74.1
Days After Admission		225	1216		192	597
Age at Admission (Mos)		71			48	



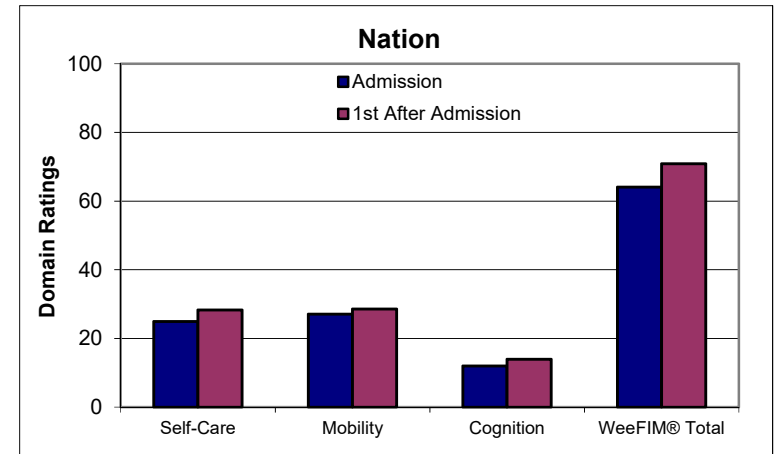
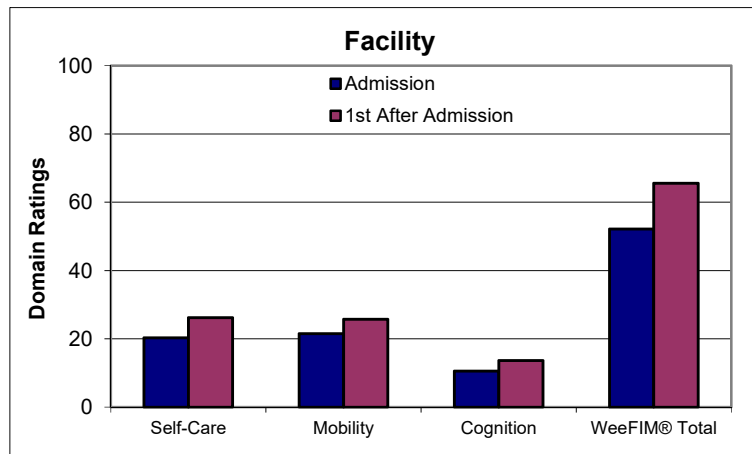
Comparison of Functional Progress, Facility vs. Nation

Autism Spectrum Disorder, All Age Groups, 1/1/02 to 12/31/19

Facility Assessment Type

Nation Assessment Type

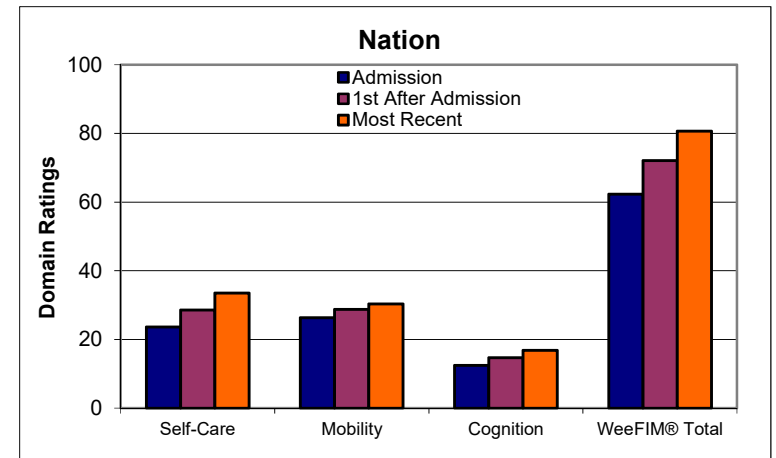
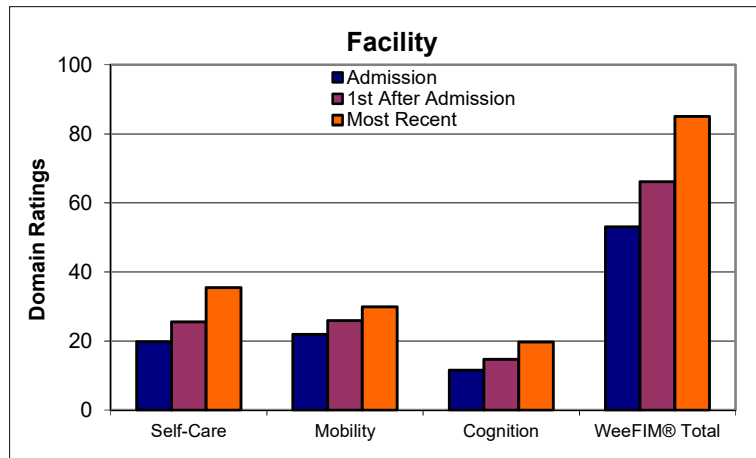
	<u>Admission</u>	<u>1st After Admission</u>	<u>Admission</u>	<u>1st After Admission</u>
# of Cases		138		805
WeeFIM[®] Domains				
Self-Care	22.1	29.1	27.0	29.4
Mobility	23.7	27.2	28.6	29.1
Cognition	10.1	13.5	13.1	14.4
WeeFIM[®] Total	55.8	69.8	68.7	72.8
Days After Admission		227		200
Age at Admission (Mos)		79		73



Comparison of Functional Progress, Facility vs. Nation

Autism Spectrum Disorder, All Age Groups, 1/1/02 to 12/31/19

	<u>Facility</u> <i>Assessment Type</i>			<u>Nation</u> <i>Assessment Type</i>		
	<u>Admission</u>	<u>1st After Admission</u>	<u>Most Recent</u>	<u>Admission</u>	<u>1st After Admission</u>	<u>Most Recent</u>
# of Cases		101			420	
<u>WeeFIM® Domains</u>						
Self-Care	21.3	28.2	38.5	26.8	30.4	34.7
Mobility	23.2	26.9	31.2	28.3	29.8	30.2
Cognition	9.9	13.6	20.1	12.9	14.8	17.1
WeeFIM® Total	54.5	68.7	89.8	67.9	75.0	82.0
Days After Admission		206	1104		197	836
Age at Admission (Mos)		79			74	



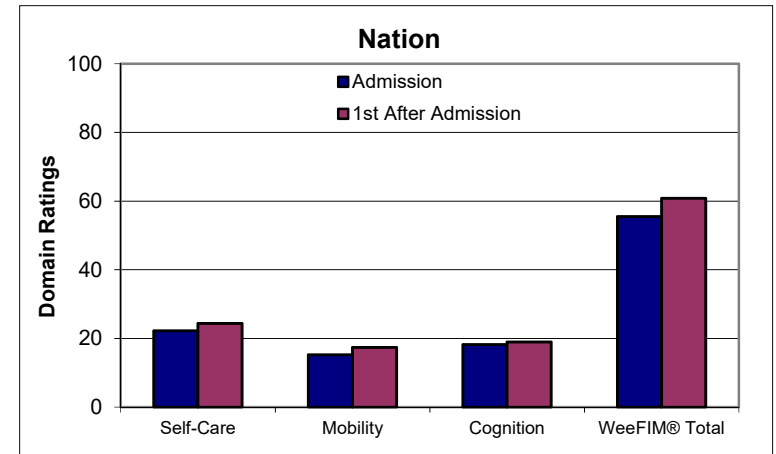
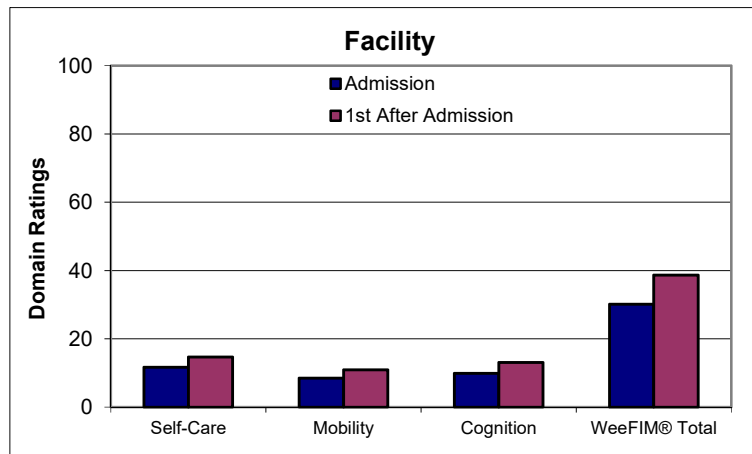
Comparison of Functional Progress, Facility vs. Nation

Cerebral Palsy, All Age Groups, 1/1/02 to 12/31/19

Facility Assessment Type

Nation Assessment Type

	<u>Admission</u>	<u>1st After Admission</u>	<u>Admission</u>	<u>1st After Admission</u>
# of Cases		251		1897
WeeFIM[®] Domains				
Self-Care	11.7	14.7	22.2	24.4
Mobility	8.5	10.9	15.2	17.4
Cognition	9.9	13.1	18.2	19.0
WeeFIM[®] Total	30.1	38.7	55.5	60.8
Days After Admission		245		127
Age at Admission (Mos)		69		93



Comparison of Functional Progress, Facility vs. Nation

Cerebral Palsy, All Age Groups, 1/1/02 to 12/31/19

	<u>Facility</u> <i>Assessment Type</i>			<u>Nation</u> <i>Assessment Type</i>		
	<u>Admission</u>	<u>1st After Admission</u>	<u>Most Recent</u>	<u>Admission</u>	<u>1st After Admission</u>	<u>Most Recent</u>
# of Cases		194			464	
<u>WeeFIM[®] Domains</u>						
Self-Care	11.3	14.3	21.8	17.6	19.8	23.8
Mobility	8.0	10.3	14.7	12.8	14.7	16.9
Cognition	10.2	13.2	19.7	14.5	16.3	19.3
WeeFIM[®] Total	29.5	37.9	56.2	45.0	50.8	60.0
Days After Admission		243	1594		207	986
Age at Admission (Mos)		69			79	

